

Bradley

AUSTRALIA

customised excellence

MODEL 220-250AW

Option:

220-250A Stainless Steel Finish

www.bradleyaustralia.com

AUTOMATIC HAND DRYER 220-250AW



PRODUCT FEATURES:

- White powdercoat finish
- Wall mounted
- 240v, 2500w, 10 amp
- Ideal for mid to high volume public washrooms

Overall Dimensions
270mm W x 240mm H x 142mm D

PRODUCT DATA:

CONSTRUCTION:

OUTER CASE: Manufactured of zinc alloy, 2mm thick, powdercoated white, featuring vandal resistant key.

MOTOR: Long-life energy saver.

ELECTRICAL SPECIFICATIONS:

ELECTRICAL SUPPLY:	240V / 50Hz / 10.0A
MOTOR:	250W / 8200rpm
ELEMENT:	2250W / 140°C / 15A/250V
AIR VELOCITY:	30m/sec
NOISE LEVEL:	85db
NETT WEIGHT:	5.2kg
PROTECTION CATEGORY:	IPX1

RECOMMENDED INSTALLATION HEIGHT:

Men's Washroom	1200mm
Women's Washroom	1150mm
Children's Washroom (ages 11-15)	1110mm
Children's Washroom (ages 5-10)	850mm
Disabled Person's Washroom	1000mm

OPERATION:

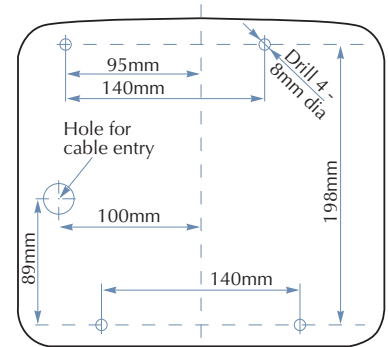
Activation by infra-red (touch free) sensor.

INSTALLATION:

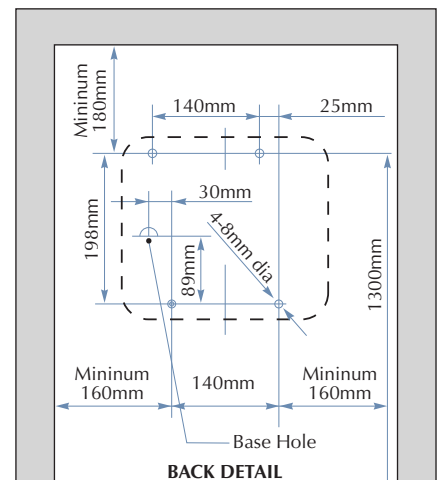
Requires 10 amp power supply. Secure to wall through back-plate with mounting screws provided.

GUIDE SPECIFICATION:

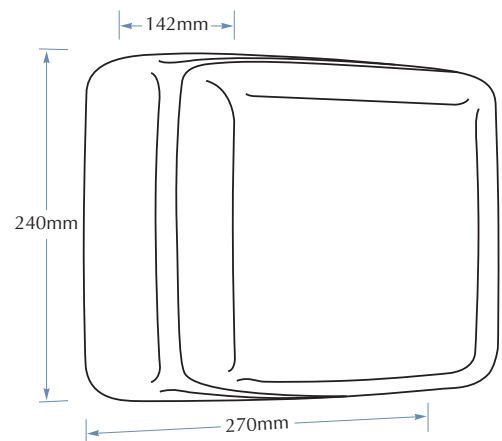
Surface mounted automatic hand dryer shall be fabricated of zinc alloy, powdercoated white, 2mm thick, featuring vandal-resistant key and concealed nozzle. Motor long-life energy saver. 10 to 15 seconds drying time.



INSTALLATION TEMPLATE



BACK DETAIL



TOLL FREE 1300 364 561

The manufacturer reserves the right to make changes in design and material without formal notice and without incurring obligation.